






2016092 Gauteng North Belgrave







BS 10

Box 1

				1.	2.	3.	4.	5.	6.	7.	8.	9.	10.
TSA060131	GN		1. JANSE VAN RENSBURG Pieter		1-6	Rie 07 Aug 8:00am	5-2	3-4	7-0	2-5	0-7	0-7	3-4
TSA071048	GC		2. RAICHETTI Pranav	6-1			6-1	4-3	6-1	2-5	1-6	3-4	7-0
			3. BYE10 BYE	Rie 07 Aug 8:00am					Rie 08 Aug 10:00am		Rie 08 Aug 9:00am		Rie 08 Aug 8:00am
TSA061280	GN		4. MARKRAM Josua	2-5	1-6			3-4	6-1	0-7	2-5	1-6	2-5
TSA061130	GC		5. NDEGWA Kwame	4-3	3-4		4-3		6-1	2-5	1-6	1-6	5-2
TSA061041			6. BEZUIDENHOUT Werner	0-7	1-6	Rie 08 Aug 10:00am	1-6	1-6		0-7	0-7	0-7	0-7
TSA061313			7. ARNDT Carl-Hanns	5-2	5-2		7-0	5-2	7-0		6-1	2-5	7-0
TSA061289	GC		8. HART James	7-0	6-1	Rie 08 Aug 9:00am	5-2	6-1	7-0	1-6		2-5	5-2
TSA060017	GN		9. WASSERFALL Heinrich	7-0	4-3		6-1	6-1	7-0	5-2	5-2		7-0
TSA081047	GC		10. NGWENYA Nhlikanipho	4-3	0-7	Rie 08 Aug 8:00am	5-2	2-5	7-0	0-7	2-5	0-7	

Standings	Points	Wins	Losses	Sets	Games
1. Heinrich WASSERFALL	16	8	0	8 - 0 (100%)	47 - 9 (83.93%)
2. Carl-Hanns ARNDT	14	7	1	7 - 1 (87.5%)	44 - 12 (78.57%)
3. James HART	12	6	2	6 - 2 (75%)	39 - 17 (69.64%)
4. Pranav RAICHETTI	10	5	3	5 - 3 (62.5%)	35 - 21 (62.5%)
5. Kwame NDEGWA	8	4	4	4 - 4 (50%)	26 - 30 (46.43%)
6. Nhlikanipho NGWENYA	6	3	5	3 - 5 (37.5%)	20 - 36 (35.71%)
7. Pieter JANSE VAN RENSBURG	4	2	6	2 - 6 (25%)	21 - 35 (37.5%)
8. Josua MARKRAM	2	1	7	1 - 7 (12.5%)	17 - 39 (30.36%)
9. Werner BEZUIDENHOUT	0	0	8	0 - 8 (0%)	3 - 53 (5.36%)
10. BYE BYE10	0	0	0	0 - 0 (0%)	0 - 0 (0%)

Box 2

				1.	2.	3.	4.	5.	6.	7.	8.	9.	10.	11.
TSAJJ4981	GN		1. IOANNOU Alexios		2-5	0-7	0-7	3-4	0-7	2-5	0-7	1-6	3-4	2-5
TSA061132	GC		2. MAHOMED uwais	5-2		3-4	1-6	4-3	1-6	3-4	1-6	3-4	5-2	7-0
TSA071167	GE		3. VAN ECK Arron	7-0	4-3		1-6	6-1	3-4	5-2	3-4	6-1	6-1	7-0
TSA060080	GC		4. MILTZ Gidon	7-0	6-1	6-1		6-1	4-3	6-1	5-2	4-3	7-0	7-0
TSA070059	Wineke		5. ARMSTRONG Connor	4-3	3-4	1-6	1-6		2-5	3-4	0-7	0-7	4-3	3-4
TSA061032			6. BEEKA Shay	7-0	6-1	4-3	3-4	5-2		7-0	3-4	3-4	7-0	6-1
TSA061382			7. FUNSTON Jack	5-2	4-3	2-5	1-6	4-3	0-7		1-6	1-6	3-4	7-0
TSA061312	GC		8. BEZUIDENHOUT Matthew	7-0	6-1	4-3	2-5	7-0	4-3	6-1		2-5	7-0	7-0
TSA071148	GC		9. MARKMAN Daniel	6-1	4-3	1-6	3-4	7-0	4-3	6-1	5-2		7-0	6-1
TSA062089	GC		10. OERTEL Gareth	4-3	2-5	1-6	0-7	3-4	0-7	4-3	0-7	0-7		4-3
TSA061106	GE		11. OLIVIER Ryan	5-2	0-7	0-7	0-7	4-3	1-6	0-7	0-7	1-6	3-4	

Standings	Points	Wins	Losses	Sets	Games
1. Gidon MILTZ	20	10	0	10 - 0 (100%)	58 - 12 (82.86%)
2. Matthew BEZUIDENHOUT	16	8	2	8 - 2 (80%)	52 - 18 (74.29%)
3. Daniel MARKMAN	16	8	2	8 - 2 (80%)	49 - 21 (70%)
4. Shay BEEKA	14	7	3	7 - 3 (70%)	51 - 19 (72.86%)
5. Arron VAN ECK	14	7	3	7 - 3 (70%)	48 - 22 (68.57%)
6. uwais MAHOMED	8	4	6	4 - 6 (40%)	33 - 37 (47.14%)
7. Jack FUNSTON	8	4	6	4 - 6 (40%)	28 - 42 (40%)
8. Gareth OERTEL	6	3	7	3 - 7 (30%)	18 - 52 (25.71%)
9. Connor ARMSTRONG	4	2	8	2 - 8 (20%)	21 - 49 (30%)
10. Ryan OLIVIER	4	2	8	2 - 8 (20%)	14 - 56 (20%)
11. Alexios IOANNOU	0	0	10	0 - 10 (0%)	13 - 57 (18.57%)

1/2 Playoff

Box 1: 1st

A1 Grk Tue Aug 09 11:20am

Box 2: 1st

3/4 Playoff

B1	Grk Tue Aug 09 11:20am	
----	------------------------	--

5/6 Playoff

C1	Grk Tue Aug 09 11:20am	
----	------------------------	--

7/8 Playoff

D1	Grk Tue Aug 09 11:20am	
----	------------------------	--