









2017078 FS Mini 5
BS 10

Box 1

					1.	2.	3.	4.	5.
TSA071060	Cepha	FS		1. VERMEULEN Fourie		8-0	8-0	8-0	8-3
TSA081130	FIC	FS		2. BADENHORST Daniël	0-8		0-8	3-8	1-8
TSA071194	GRE	FS		3. LE ROUX Riku	0-8	8-0		8-2	3-8
TSA091061	GCP	FS		4. LIEBENBERG Albert	0-8	8-3	2-8		2-8
TSA071359	GCP	FS		5. PRINSLOO Jaco	3-8	8-1	8-3	8-2	

Standings	Points	Wins	Losses	Sets	Games
1. Fourie VERMEULEN	8	4	0	4 - 0 (100%)	32 - 3 (91.43%)
2. Jaco PRINSLOO	6	3	1	3 - 1 (75%)	27 - 14 (65.85%)
3. Riku LE ROUX	4	2	2	2 - 2 (50%)	19 - 18 (51.35%)
4. Albert LIEBENBERG	2	1	3	1 - 3 (25%)	12 - 27 (30.77%)
5. Daniël BADENHORST	0	0	4	0 - 4 (0%)	4 - 32 (11.11%)

Box 2

					1.	2.	3.	4.	5.
TSA081056	Cepha	FS		1. DU TOIT Ludwig		8-0	4-8	8-0	8-2
TSA071356	WIL	FS		2. NEL Juan	0-8		0-8	5-8	1-8
TSA071354	HS	FS		3. HEYNS Erick	8-4	8-0		8-1	8-0
TSA081141	GCPSO	FS		4. MOOSA Fawaaz	0-8	8-5	1-8		4-8
TSA081147	JF	FS		5. CROUS Juan-Pierre	2-8	8-1	0-8	8-4	

Standings	Points	Wins	Losses	Sets	Games
1. Erick HEYNS	8	4	0	4 - 0 (100%)	32 - 5 (86.49%)
2. Ludwig DU TOIT	6	3	1	3 - 1 (75%)	28 - 10 (73.68%)
3. Juan-Pierre CROUS	4	2	2	2 - 2 (50%)	18 - 21 (46.15%)
4. Fawaaz MOOSA	2	1	3	1 - 3 (25%)	13 - 29 (30.95%)
5. Juan NEL	0	0	4	0 - 4 (0%)	6 - 32 (15.79%)

1/2 Playoff

Fourie VERMEULEN

	Fourie VERMEULEN
Erick HEYNS	8-2

3/4 Playoff

Jaco PRINSLOO

	Jaco PRINSLOO
Ludwig DU TOIT	8-2

5/6 Playoff

Riku LE ROUX	
Juan-Pierre CROUS	Riku LE ROUX 8-2

7/8 Playoff

Albert LIEBENBERG	
Fawaaz MOOSA	Albert LIEBENBERG 8-2

9/10 Playoff

BYE	
E1	
BYE	Daniël BADENHORST