

2018031 Growthpoint Junior Nationals
BS 10

Box 1

				1.	2.	3.	4.	5.	6.	7.	8.
TSA081047	GC		1. [1] NGWENYA Nhlakanipho		2-6, 3-6	2-6, 3-6	2-6, 4-6	6-2, 6-2	7-5, 6-4	6-2, 6-4	6-4, 6-3
TSA081084	NW		2. [5] DELPORT RUAN	6-2, 6-3		4-6, 7-6(3), 9-11	6-3, 3-6, 7-10	6-2, 6-3	6-4, 6-4	6-2, 6-2	6-2, 6-2
TSA091029	GC		3. LEVINER Guy	6-2, 6-3	6-4, 6-7(3), 11-9		6-4, 4-6, 9-11	6-2, 6-2	6-2, 6-2	6-2, 6-2	6-2, 6-2
TSA091000	EP		4. SWART Evan	6-2, 6-4	3-6, 6-3, 10-7	4-6, 6-4, 11-9		6-3, 6-4	6-2, 6-4	6-2, 6-2	6-2, 6-2
TSA101030	FS		5. PEYPER HANNES	2-6, 2-6	2-6, 3-6	2-6, 2-6	3-6, 4-6		3-6, 2-6	4-6, 4-6	2-6, 3-6
TSA081003	FS		6. KRAUSE Jannes	5-7, 4-6	4-6, 4-6	2-6, 2-6	2-6, 4-6	6-3, 6-2		6-2, 6-2	6-2, 6-3
TSA091044	NWP		7. VAN DER MERWE Grant	2-6, 4-6	2-6, 2-6	2-6, 2-6	2-6, 2-6	6-4, 6-4	2-6, 2-6		3-6, 4-6
TSA081242	NC		8. HOLTZHAUSEN Francois	4-6, 3-6	2-6, 2-6	2-6, 2-6	2-6, 2-6	6-2, 6-3	2-6, 3-6	6-3, 6-4	

Standings	Points	Wins	Losses	Sets	Games
1. Evan SWART	14	7	0	14 - 2 (87.5%)	81 - 46 (63.78%)
2. Guy LEVINER	12	6	1	13 - 3 (81.25%)	83 - 43 (65.87%)
3. [5] RUAN DELPORT	10	5	2	12 - 4 (75%)	80 - 49 (62.02%)
4. [1] Nhlakanipho NGWENYA	8	4	3	8 - 6 (57.14%)	65 - 62 (51.18%)
5. Jannes KRAUSE	6	3	4	6 - 8 (42.86%)	63 - 63 (50%)
6. Francois HOLTZHAUSEN	4	2	5	4 - 10 (28.57%)	48 - 72 (40%)
7. Grant VAN DER MERWE	2	1	6	2 - 12 (14.29%)	41 - 80 (33.88%)
8. HANNES PEYPER	0	0	7	0 - 14 (0%)	38 - 84 (31.15%)

Box 2

				1.	2.	3.	4.	5.	6.	7.	8.
TSA081059	FS		1. [2] MANDIC Bogdan		6-4, 6-3	6-2, 6-3	6-2, 6-4	6-2, 6-3	6-2, 6-2	6-3, 6-2	6-2, 6-2
TSA081056	FS		2. [6] DU TOIT Ludwig	4-6, 3-6		7-6, 4-6, 10-8	2-6, 3-6	7-6, 6-2	5-7, 6-4, 10-12	3-6, 6-4, 10-7	4-6, 2-6
TSA081014	MPUN		3. STRYDOM Wian	2-6, 3-6	6-7, 6-4, 8-10		4-6, 6-3, 6-10	3-6, 5-7	2-6, 3-6	6-3, 6-2	3-6, 7-6, 10-6
TSA081138			4. VINTCENT Alexander	2-6, 4-6	6-2, 6-3	6-4, 3-6, 10-6		6-3, 6-4	6-4, 6-4	6-3, 6-3	4-6, 6-3, 11-9
TSA101025	FS		5. MANDIC Jovan	2-6, 3-6	6-7, 2-6	6-3, 7-5	3-6, 4-6		3-6, 4-6	6-4, 7-6	6-4, 6-4
TSA091061	FS		6. LIEBENBERG Albert	2-6, 2-6	7-5, 4-6, 12-10	6-2, 6-3	4-6, 4-6	6-3, 6-4		6-3, 6-3	6-4, 6-7, 11-9
TSA081278	GN		7. SNYDERS Wihan	3-6, 2-6	6-3, 4-6, 7-10	3-6, 2-6	3-6, 3-6	4-6, 6-7	3-6, 3-6		4-6, 3-6
TSA091116	NC		8. VAN DER POST Henk	2-6, 2-6	6-4, 6-2	6-3, 6-7, 6-10	6-4, 3-6, 9-11	4-6, 4-6	4-6, 7-6, 9-11	6-4, 6-3	

Standings	Points	Wins	Losses	Sets	Games
1. [2] Bogdan MANDIC	14	7	0	14 - 0 (100%)	84 - 36 (70%)
2. Alexander VINTCENT	12	6	1	12 - 4 (75%)	75 - 57 (56.82%)
3. Albert LIEBENBERG	10	5	2	10 - 6 (62.5%)	73 - 64 (53.28%)
4. [6] Ludwig DU TOIT	6	3	4	7 - 10 (41.18%)	64 - 78 (45.07%)
5. Jovan MANDIC	6	3	4	6 - 8 (42.86%)	65 - 75 (46.43%)
6. Wian STRYDOM	4	2	5	6 - 11 (35.29%)	63 - 76 (45.32%)
7. Henk VAN DER POST	4	2	5	7 - 10 (41.18%)	68 - 72 (48.57%)
8. Wihan SNYDERS	0	0	7	1 - 14 (6.67%)	49 - 83 (37.12%)



HEADLINE SPONSOR OF TENNIS SOUTH AFRICA

Box 3

				1.	2.	3.	4.	5.	6.	7.	8.
TSA081045	GN		1.	[3] SUMMERS Jayden		6-7, 5-7	6-3, 6-2	6-4, 6-4	6-2, 6-3	6-2, 6-2	6-2, 6-3
TSA081183			2.	[7] FAURE Janco William	7-6, 7-5		6-4, 4-6, 12-10	7-6, 3-6, 13-15	6-4, 6-2	6-3, 6-4	6-3, 6-3
TSA081096	EDEN		3.	LAMPRECHT Devilliers	3-6, 2-6	4-6, 6-4, 10-12		4-6, 6-3, 10-6	6-4, 6-3	6-3, 6-3	6-3, 6-2
TSA091017	WP		4.	MCCARTHY Cooper	4-6, 4-6	6-7, 6-3, 15-13	6-4, 3-6, 6-10		6-4, 6-4	6-2, 7-5	6-3, 6-4
TSA091125	FS		5.	NIEUWOUDT Michael	2-6, 3-6	4-6, 2-6	4-6, 3-6	4-6, 4-6		6-4, 6-2	5-7, 5-7
TSA081141	FS		6.	MOOSA Fawaaz	2-6, 2-6	3-6, 4-6	3-6, 3-6	2-6, 5-7	4-6, 2-6		2-6, 6-3, 3-10
TSA081130	FS		7.	BADENHORST Daniël	2-6, 2-6	3-6, 3-6	3-6, 2-6	3-6, 4-6	7-5, 7-5	6-2, 3-6, 10-3	
TSA081226	NW		8.	VERMAAK ISAK	2-6, 3-6	2-6, 4-6	4-6, 2-6	5-7, 4-6	6-2, 3-6, 12-10	6-7, 4-6	4-6, 6-2, 10-3

Standings	Points	Wins	Losses	Sets	Games
1. [7] Janco William FAURE	12	6	1	13 - 3 (81.25%)	83 - 59 (58.45%)
2. [3] Jayden SUMMERS	12	6	1	12 - 2 (85.71%)	83 - 45 (64.84%)
3. Devilliers LAMPRECHT	10	5	2	11 - 5 (68.75%)	74 - 56 (56.92%)
4. Cooper MCCARTHY	10	5	2	11 - 5 (68.75%)	80 - 64 (55.56%)
5. ISAK VERMAAK	4	2	5	4 - 12 (25%)	57 - 78 (42.22%)
6. Daniël BADENHORST	4	2	5	5 - 11 (31.25%)	54 - 77 (41.22%)
7. Michael NIEUWOUDT	2	1	6	3 - 12 (20%)	56 - 78 (41.79%)
8. Fawaaz MOOSA	2	1	6	3 - 12 (20%)	51 - 81 (38.64%)

Box 4

				1.	2.	3.	4.	5.	6.	7.	8.
TSA081011	KZN		1.	[4] VORWERK Rhys		6-3, 6-2	6-2, 6-3	5-7, 2-6	6-2, 6-2	6-2, 6-2	6-2, 6-2
TSA081067	KZN		2.	[8] WILSON Sean	3-6, 2-6		2-6, 6-3, 8-10	2-6, 3-6	6-2, 6-3	6-3, 6-4	7-5, 6-2
TSA081066	GN		3.	VAN DEN BERG Malan	2-6, 3-6	6-2, 3-6, 10-8		2-6, 6-4, 10-8	6-2, 6-2	6-2, 6-2	6-2, 6-3
TSA091019	GC		4.	LEVINER Jarryn	7-5, 6-2	6-2, 6-3	6-2, 4-6, 8-10		6-3, 6-2	6-3, 6-3	6-2, 6-3
TSA091018	FS		5.	VAN PLETZEN Jacobus	2-6, 2-6	2-6, 3-6	2-6, 2-6	3-6, 2-6		6-4, 6-4	3-6, 6-3, 9-11
TSA081147	FS		6.	CROUS Juan-Pierre	2-6, 2-6	3-6, 4-6	2-6, 2-6	3-6, 3-6	4-6, 4-6		2-6, 3-6
TSA091148			7.	WADHWANI Arjun	2-6, 2-6	5-7, 2-6	2-6, 3-6	2-6, 3-6	6-3, 3-6, 11-9	6-2, 6-3	
TSA081304	NWP		8.	VAN DER LINDE Tristan	2-6, 2-6	5-7, 2-6	2-6, 3-6	2-6, 2-6	6-3, 6-7, 10-5	7-5, 7-6	3-6, 6-3, 7-10

Standings	Points	Wins	Losses	Sets	Games
1. [4] Rhys VORWERK	12	6	1	12 - 2 (85.71%)	79 - 39 (66.95%)
2. Malan VAN DEN BERG	12	6	1	12 - 4 (75%)	72 - 48 (60%)
3. Jarryn LEVINER	12	6	1	13 - 2 (86.67%)	83 - 41 (66.94%)
4. [8] Sean WILSON	8	4	3	9 - 6 (60%)	68 - 60 (53.13%)
5. Arjun WADHWANI	6	3	4	6 - 10 (37.5%)	53 - 72 (42.4%)
6. Tristan VAN DER LINDE	4	2	5	5 - 11 (31.25%)	56 - 80 (41.18%)
7. Jacobus VAN PLETZEN	2	1	6	4 - 12 (25%)	49 - 79 (38.28%)
8. Juan-Pierre CROUS	0	0	7	0 - 14 (0%)	45 - 86 (34.35%)

1/2 Playoff

Evan SWART

[7] Janco William FAURE	Evan SWART	6-2, 6-4	Evan SWART
[2] Bogdan MANDIC			7-5, 6-2
A2 FS Mon Apr 09, 8am			
[4] Rhys VORWERK			



3/4 Playoff

[7] Janco William FAURE

B1
A2

5/6 Playoff

Guy LEVINER

C1
[3] Jayden SUMMERS

C3

Rhys VORWERK

Alexander VINTCENT

Malan VAN DEN BERG

[4] Rhys VORWERK

Walkover

7/8 Playoff

BYE

D1
BYE

9/10 Playoff

[5] RUAN DELPORT

Devilliers LAMPRECHT

[5] RUAN DELPORT

Walkover

E3

Albert LIEBENBERG

Jarryn LEVINER

Albert LIEBENBERG

Walkover

11/12 Playoff

BYE

F1
BYE



13/14 Playoff

[1] Nhlakanipho NGWENYA

G1
Cooper MCCARTHY

G3

[6] Ludwig DU TOIT

G2
[8] Sean WILSON

15/16 Playoff

G1

H1
G2

17/18 Playoff

BYE

I1
BYE

BYE

I3

BYE

I2
BYE

BYE

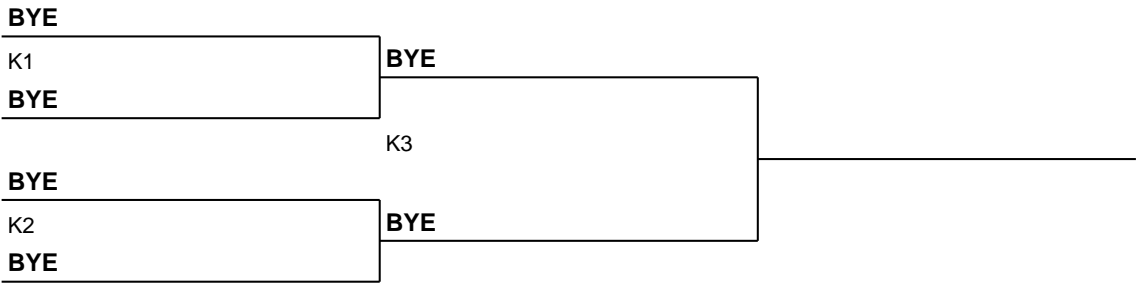
19/20 Playoff

BYE

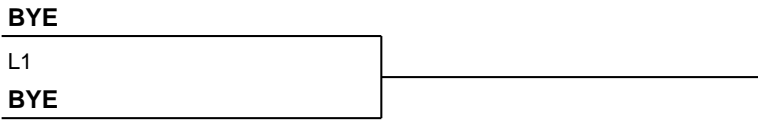
J1
BYE



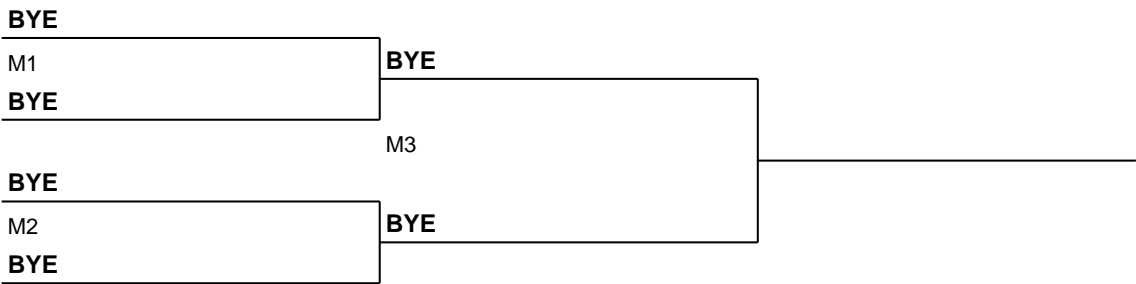
21/22 Playoff



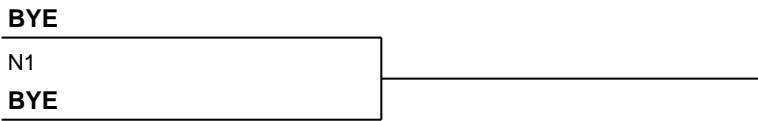
23/24 Playoff



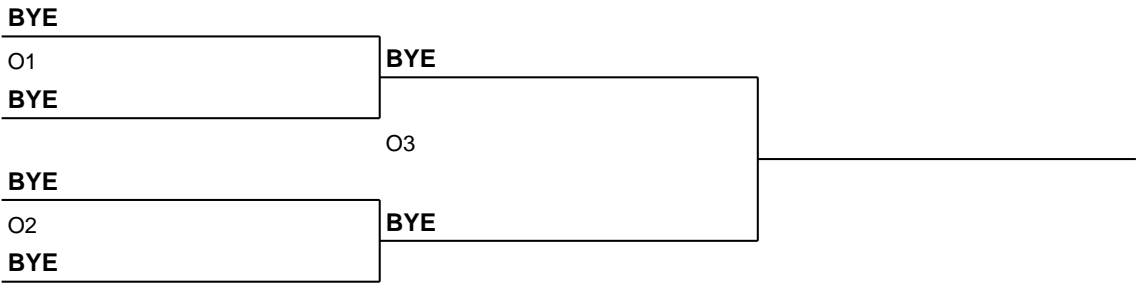
25/26 Playoff



27/28 Playoff



29/30 Playoff



31/32 Playoff

