

2018031 Growthpoint Junior Nationals
BS 12 Qualifying

Qualification Draw

1	TSAJ4952	GE	[1] Alternate 1 ALTERNATE 1		
2			A1 BYE	[1] Alternate 1 ALTERNATE 1	
3	TSA061098	KZN	 Cameron OLIVER	Toit MALAN	Toit MALAN
4	TSA071177	WP	Toit MALAN	6-2, 7-5	Walkover
5	TSA061320	GC	 Cade TOPPING		
6			A3 BYE	Cade TOPPING	
7			BYE		Cade TOPPING
8	TSA061188	GC	 [14] Philip JAUSS	[14] Philip JAUSS	6-0, 6-2
9	TSA061577	EDEN	 [9] Willem BREYTENBACH		
10			A5 BYE	[9] Willem BREYTENBACH	
11			BYE		Willem BREYTENBACH
12	TSA061002	GC	 Franco KASSELMAN	Franco KASSELMAN	6-0, 6-2
13	TSA071194	FS	 Riku LE ROUX		
14			A7 BYE	Riku LE ROUX	
15			BYE		Josua MARKRAM
16	TSA061280	GN	 [7] Josua MARKRAM	[7] Josua MARKRAM	6-2, 7-6
17	TSA071147	WP	[3] Michal BARRISH		
18			A9 BYE	[3] Michal BARRISH	
19	TSA071513	FS	 Mawethu SITULO	Mawethu SITULO	6-0, 6-0
20			A10 BYE		
21	TSA070059	Wint	 Connor ARMSTRONG		
22			A11 BYE	Connor ARMSTRONG	
23			BYE		Neill BADENHORST
24	TSA071152	GN	A12 [16] Neill BADENHORST	[16] Neill BADENHORST	6-1, 6-2
25	TSA071175	GN	 [12] Rynard VAN DER LAAN		
26			A13 BYE	[12] Rynard VAN DER LAAN	
27	TSA061062	FS	Hanru KRAUSE		Rynard VAN DER LAAN
28			A14 BYE	Hanru KRAUSE	4-6, 6-4, 10-6
29	TSA061379	LIM	 Brendan O 'REILLY		
30	TSA061657	WP	 Tiaan CARSTENS	Brendan O 'REILLY	6-0, 6-1
31			BYE		Brendan O 'REILLY
32	TSA061009	NWP	 [8] Luan VERMEULEN	[8] Luan VERMEULEN	6-1, 6-2
33	TSA061452	GC	 [5] Christiaan VAN ROOYEN		
34			A17 BYE	[5] Christiaan VAN ROOYEN	
35			BYE		Christiaan VAN ROOYEN
36	TSA071362	FS	 OMPHILE RAMATHE LETENO	OMPHILE RAMATHE LETENO	6-0, 6-1
37	TSA061108	GN	 Willem SEVENSTER		
38	TSA061388	LIM	Refentse RAMOKGOLA	Refentse RAMOKGOLA	7-5, 6-4
39			BYE		Maksim MIHIC
40	TSA071145	GC	A20 [15] Maksim MIHIC	[15] Maksim MIHIC	6-0, 6-0
41	TSA060117	GN	[11] CORNE LINDEQUE		
42			A21 BYE	[11] CORNE LINDEQUE	
43			BYE		Fourie VERMEULEN
44	TSA071060	FS	 A22 Fourie VERMEULEN	Fourie VERMEULEN	6-0, 6-0
45			BYE		
46	TSA071448	GN	A23 Luan SERFONTEIN	Luan SERFONTEIN	
47			BYE		Heinrich ROOTMAN
48	TSA061018	MPUN	A24 [4] Heinrich ROOTMAN	[4] Heinrich ROOTMAN	6-0, 6-0
49	TSA061541		 [6] Keanu Andre FAURE		
50			A25 BYE	[6] Keanu Andre FAURE	
51	TSA061374		Luke HUTCHISON		Luke HUTCHISON
52			A26 BYE	Luke HUTCHISON	7-5, 6-1
53			BYE		
54	TSA071254	GC	 Moeketsi MOKETE	Moeketsi MOKETE	
55			BYE		Moeketsi MOKETE
56	TSA060131	GN	A28 [13] Pieter JANSE VAN RENSBURG	[13] Pieter JANSE VAN RENSBURG	6-3, 6-0
57	TSA061382		 [10] Jack FUNSTON		
58			A29 BYE	[10] Jack FUNSTON	
59	TSA061593	FS	E.J. VAN DER BERG		Jack FUNSTON
60			A30 BYE	E.J. VAN DER BERG	6-0, 6-0
61	TSA061520	GN	 Joshua ANDREWS		
62	TSA070090		 Ruben GROENEWALD	Ruben GROENEWALD	6-3, 6-0
63			BYE		Sagen HUGO
64	TSA061209	WP	A32 [2] Sagen HUGO	[2] Sagen HUGO	6-4, 6-4



7/8 Playoff

D1

11/12 Playoff

F1

13/14 Playoff

G1

G3

G2

15/16 Playoff

G1

H1

G2



17/18 Playoff

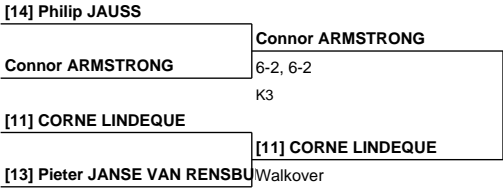
BYE



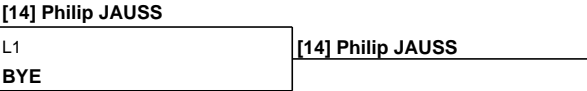
19/20 Playoff



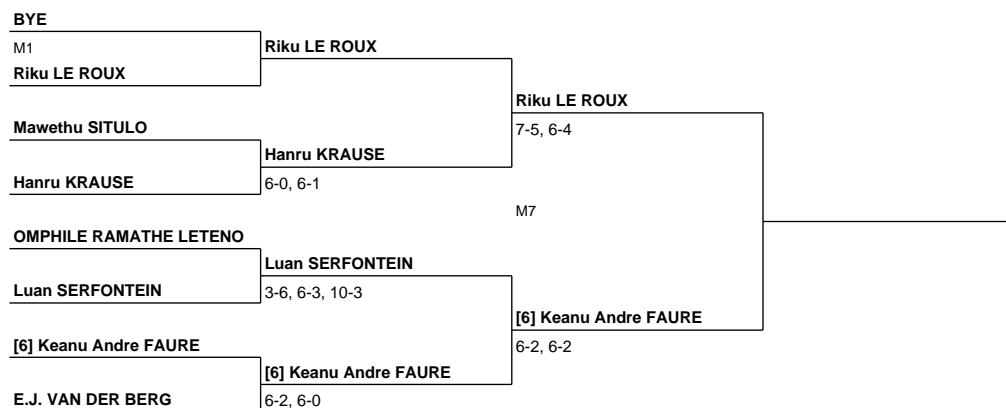
21/22 Playoff



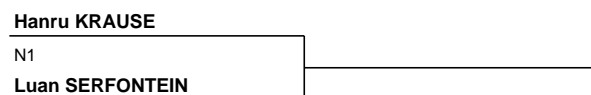
23/24 Playoff



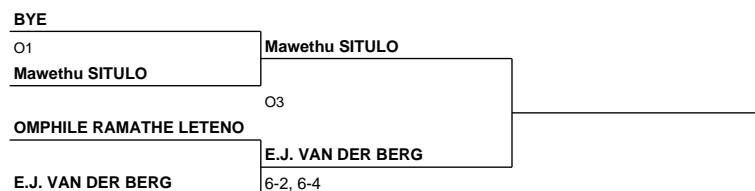
25/26 Playoff



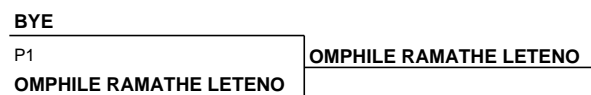
27/28 Playoff



29/30 Playoff



31/32 Playoff



33/34 Playoff



35/36 Playoff

Tiaan CARSTENS

Willem SEVENSTER

Tiaan CARSTENS

6-4, 4-6, 10-8

37/38 Playoff

BYE

S1

BYE

BYE

S3

BYE

S2

BYE

BYE

39/40 Playoff

BYE

T1

BYE

41/42 Playoff

BYE

U1

BYE

BYE

U5

BYE

U2

BYE

BYE

BYE

U3

BYE

BYE

U6

BYE

U4

BYE

BYE

BYE

U7

BYE

43/44 Playoff

BYE

V1

BYE

45/46 Playoff

BYE

W1

BYE

BYE

W3

BYE

W2

BYE

BYE

47/48 Playoff

BYE

X1

BYE



```

graph LR
    Y15 --- Y13
    Y15 --- Y14
    Y13 --- Y9
    Y13 --- Y10
    Y14 --- Y11
    Y14 --- Y12
    Y9 --- Y1
    Y9 --- Y2
    Y10 --- Y3
    Y10 --- Y4
    Y11 --- Y5
    Y11 --- Y6
    Y12 --- Y7
    Y12 --- Y8
    Y1 --- BYE1[BYE]
    Y2 --- BYE2[BYE]
    Y3 --- BYE3[BYE]
    Y4 --- BYE4[BYE]
    Y5 --- BYE5[BYE]
    Y6 --- BYE6[BYE]
    Y7 --- BYE7[BYE]
    Y8 --- BYE8[BYE]
  
```

BYE	
Z1	
BYE	

The diagram illustrates a multi-tenant network topology. On the left, two tenants are represented by stacked boxes. The top tenant's box contains the text 'BYE' and 'AA1', and the bottom tenant's box contains 'BYE' and 'AA2'. To the right of these tenants is a large central box labeled 'AA3'. A horizontal line connects the right side of the 'AA3' box to the right edge of the diagram. The 'BYE' text in each tenant's box is positioned at the top, while 'AA1' and 'AA2' are at the bottom. The 'AA3' box is positioned between the two tenants.

BYE	
AB1	
BYE	

```
graph LR
    AC1[AC1] --- B1[BYE]
    AC2[AC2] --- B2[BYE]
    AC3[AC3] --- B3[BYE]
    AC4[AC4] --- B4[BYE]
    AC5[AC5] --- B5[BYE]
    AC6[AC6] --- B6[BYE]
    AC7[AC7] --- B7[BYE]
    AC8[AC8] --- B8[BYE]
    B1 --- M1(( ))
    B2 --- M1
    B3 --- M2(( ))
    B4 --- M2
    M1 --- M3(( ))
    M2 --- M3
    M3 --- M4(( ))
    B5 --- M4
    B6 --- M4
    B7 --- M5(( ))
    B8 --- M5
    M4 --- M6(( ))
    M5 --- M6
    M6 --- O1[AC1]
    M6 --- O2[AC2]
    M6 --- O3[AC3]
    M6 --- O4[AC4]
    M6 --- O5[AC5]
    M6 --- O6[AC6]
    M6 --- O7[AC7]
    M6 --- O8[AC8]
```

BYE	
AD1	
BYE	



61/62 Playoff



63/64 Playoff

