






2018090 EDEN Tecnifibre Grand Prix

BS 10

Box 1

				1.	2.	3.	4.	5.	6.	7.	8.	9.	10.
TSA081338	Wine		1. COETZEE Roald		8-1	9-0	2-7	1-8	3-6	4-5	3-6	3-6	2-7
TSA091038	EDEN		2. GRACE Aidan	1-8		9-0	5-4	0-9	2-7	2-7	1-8	1-8	0-9
TSA091134	EDEN		3. LAMPRECHT Janhendrik	0-9	0-9		3-6	1-8	1-8	1-8	0-9	1-8	0-9
TSA081075	EDEN		4. TINDALL Matthew	7-2	4-5	6-3		1-8	2-7	0-9	4-5	0-9	1-8
TSA081225	EP		5. CLARK Riley	8-1	9-0	8-1	8-1		7-2	5-4	8-1	7-8	5-4
TSA091121	EDEN		6. BOTMA Janu	6-3	7-2	8-1	7-2	2-7		3-6	8-1	3-6	5-4
TSA081252	EDEN		7. KASSELMAN Rijon	5-4	7-2	8-1	9-0	4-5	6-3		3-6	2-7	3-6
TSA101025	FS		8. MANDIC Jovan	6-3	8-1	9-0	5-4	1-8	1-8	6-3		1-8	4-5
TSA091017	WP		9. MCCARTHY Cooper	6-3	8-1	8-1	9-0	8-7	6-3	7-2	8-1		1-8
TSA091088	WP		10. HILLMAN Zach	7-2	9-0	9-0	8-1	4-5	4-5	6-3	5-4	8-1	

Standings	Points	Wins	Losses	Sets	Games
1. Cooper MCCARTHY	16	8	1	8 - 1 (88.89%)	61 - 26 (70.11%)
2. Riley CLARK	16	8	1	8 - 1 (88.89%)	65 - 22 (74.71%)
3. Zach HILLMAN	14	7	2	7 - 2 (77.78%)	60 - 21 (74.07%)
4. Janu BOTMA	12	6	3	6 - 3 (66.67%)	49 - 32 (60.49%)
5. Jovan MANDIC	10	5	4	5 - 4 (55.56%)	41 - 40 (50.62%)
6. Rijon KASSELMAN	10	5	4	5 - 4 (55.56%)	47 - 34 (58.02%)
7. Roald COETZEE	4	2	7	2 - 7 (22.22%)	35 - 46 (43.21%)
8. Matthew TINDALL	4	2	7	2 - 7 (22.22%)	25 - 56 (30.86%)
9. Aidan GRACE	4	2	7	2 - 7 (22.22%)	21 - 60 (25.93%)
10. Janhendrik LAMPRECHT	0	0	9	0 - 9 (0%)	7 - 74 (8.64%)

1/2 Playoff

Cooper MCCARTHY

Riley CLARK	Cooper MCCARTHY
	5-4

5/6 Playoff

Zach HILLMAN

Janu BOTMA	Zach HILLMAN
	6-3

9/10 Playoff

Jovan MANDIC

Rijon KASSELMAN	Jovan MANDIC
	6-3

13/14 Playoff

Roald COETZEE

	Matthew TINDALL
Matthew TINDALL	7-2