






2022085 EC Nelson Mandela Bay Mini 4  
GS 12

Main Draw

1	TSA111165	EP	 [1] Erin DOLD-CHAPMAN		
2			A1 BYE	[1] Erin DOLD-CHAPMAN	
3	TSA101949		Leila SCHEEPERS		[1] Erin DOLD-CHAPMAN
4	TSA101797		aphelele MBATHA	aphelele MBATHA Walkover	6-1, 6-0
5	TSA101445	EP	[4] Lunambitho MFEKANE		[1] Erin DOLD-CHAPMAN
6			A3 BYE	[4] Lunambitho MFEKANE	6-3, 6-3
7	TSA101703	EP	 Beatrice CHINGWEBA	Beatrice CHINGWEBA	Beatrice CHINGWEBA 6-2, 6-3
8	TSA121510		Isabel FERREIRA	Walkover	
9	TSA101419		 Cayla NEWTON	Cayla NEWTON	[1] Erin DOLD-CHAPMAN
10	TSA101613	EP	Minke PRETORIUS	Walkover	6-3, 6-2
11			BYE		
12	TSA101248	EP	 [3] Madison RIESEBERG	[3] Madison RIESEBERG	
13	TSA121679	EP	Likuwe MATIKA		[2] Liyabukwa MAGIGABA
14	TSA111163	EP	 Nina VAN DER MERWE	Nina VAN DER MERWE 6-1, 7-5	Walkover
15			BYE		
16	TSA111324	EP	A8 [2] Liyabukwa MAGIGABA	[2] Liyabukwa MAGIGABA	7-6(2), 6-4

Position 3-4

Beatrice CHINGWEBA	
B1	Beatrice CHINGWEBA
BYE	

Position 5-8

aphelele MBATHA	
C1 PEL Sun Jul 24 12:30pm	
[4] Lunambitho MFEKANE	
	C3 PEL Sun Jul 24, 4pm
Cayla NEWTON	
C2 PEL Sun Jul 24 12:30pm	
Nina VAN DER MERWE	

Position 7-8

C1	
D1 PEL Sun Jul 24, 4pm	
C2	

Position 9-16

BYE	
E1	BYE
BYE	
	E5
BYE	BYE
E2	BYE
BYE	
	E7
BYE	
E3	BYE
BYE	
	E6
Likuwe MATIKA	Likuwe MATIKA
E4	Likuwe MATIKA
BYE	

Position 11-12

BYE
F1
BYE

Position 13-16

BYE
G1
BYE

BYE
G3
BYE

BYE
G2
BYE

Position 15-16

BYE
H1
BYE